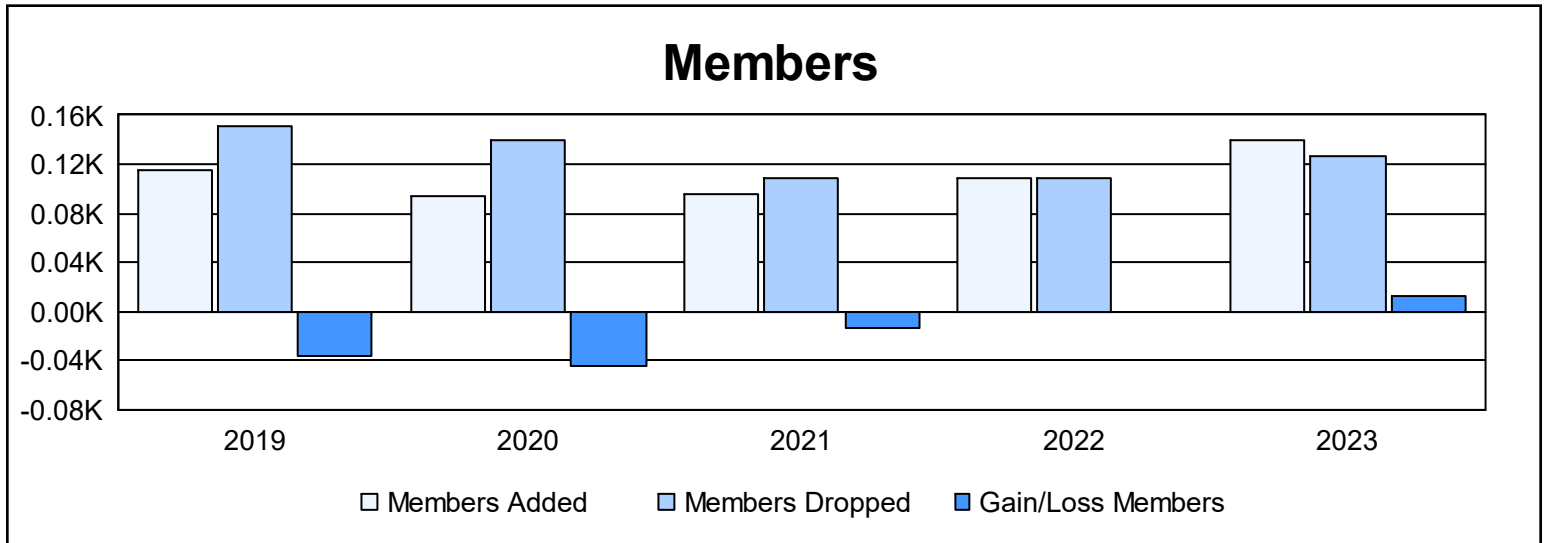
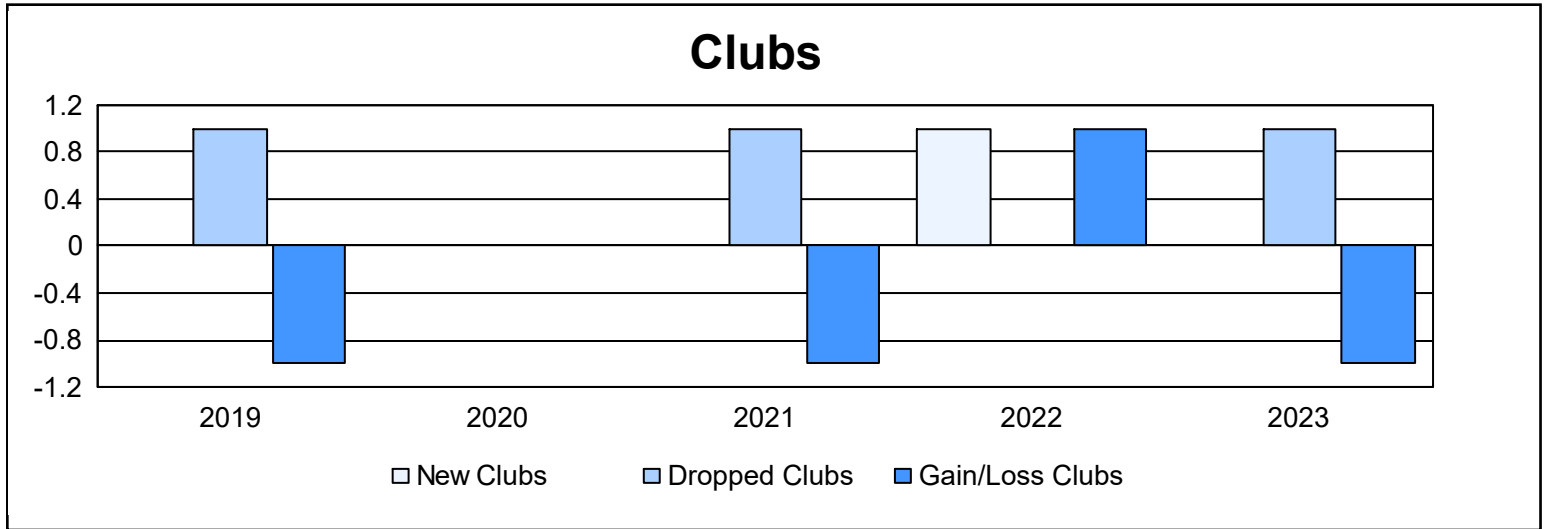
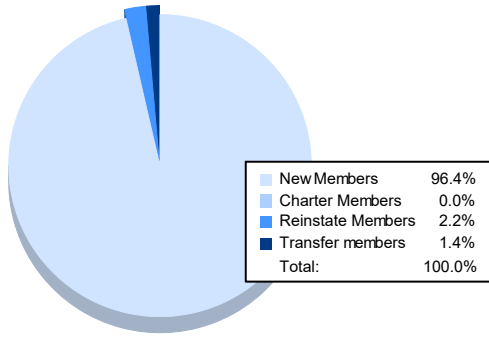


Year	New Clubs	Dropped Clubs	Gain/ Loss Clubs	New Members	Charter Members	Reinstate Members	Transfer Members	Total Member Added	Total Members Dropped	Gain/ Loss Members
2018-2019	0	1	-1	110	0	3	2	115	151	-36
2019-2020	0	0	0	85	0	5	4	94	139	-45
2020-2021	0	1	-1	91	0	5	0	96	109	-13
2021-2022	1	0	1	73	16	17	2	108	108	0
2022-2023	0	1	-1	134	0	3	2	139	127	12
<b>Average</b>	<b>0</b>	<b>1</b>	<b>0</b>	<b>99</b>	<b>3</b>	<b>7</b>	<b>2</b>	<b>110</b>	<b>127</b>	<b>-16</b>



### Membership Composition June 2023 Cumulative



### Gender Composition June 2023 Cumulative

